

Joint Strategic Needs Assessment

Adults & Community Care Select Committee

12th January 2009

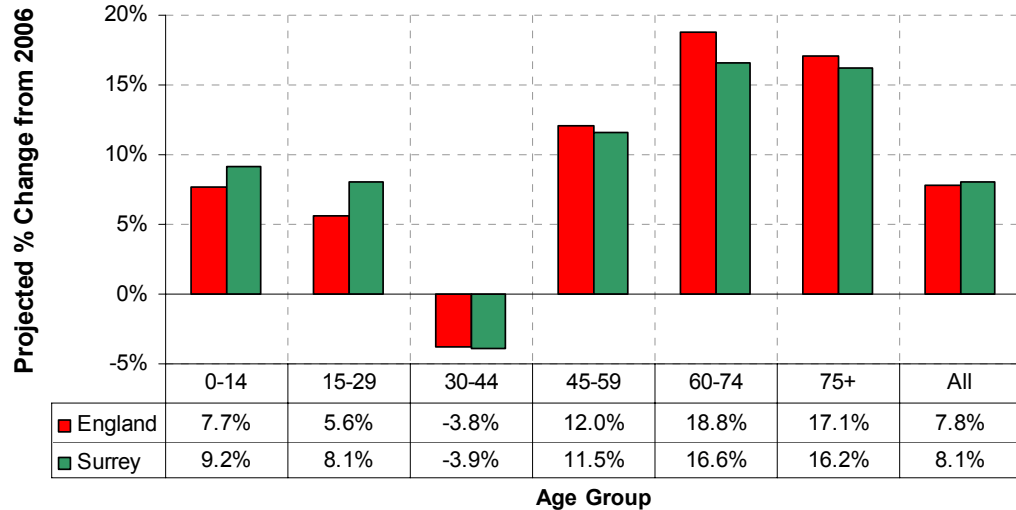
- **A joint statutory duty on SCC and Surrey PCT**
- **An analyses of data to show the health and well-being needs of local communities & identify inequalities**
- **The purpose is to**
 - inform commissioning decisions
 - shape the future investment and disinvestment of services
 - use the views of the local community to identify need and priorities
 - underpin future Local Area Agreements and the Community Strategy

- **Joint steering group**
- **Range of data/information sources mined and analysed**
 - National data sets & research findings
 - Local health / social care information
 - Consultations
 - Other needs assessments
- **Headline needs and priorities identified**
- **Draft JSNA produced**

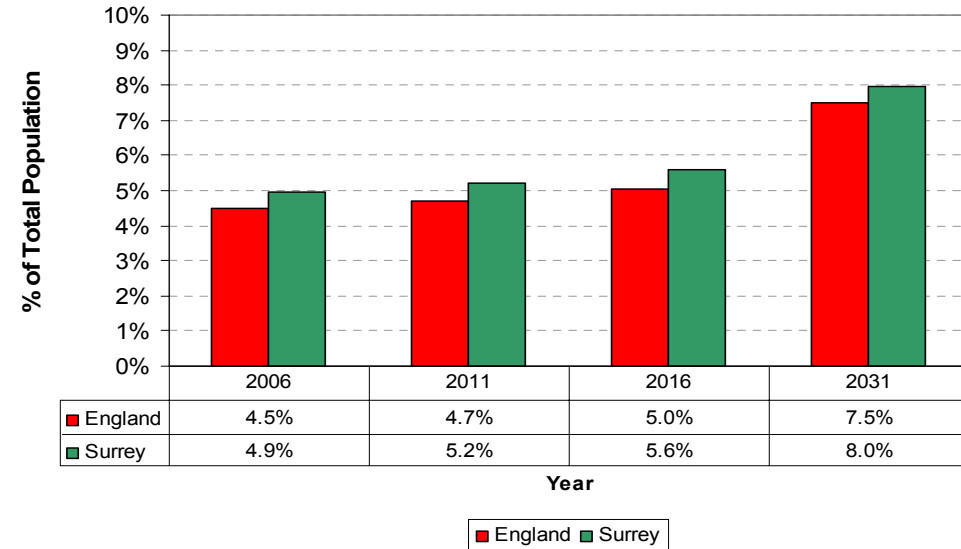
- Demography
- Deprivation
- Social and environmental context
- Lifestyle
- The burden of ill health
- Mortality
- Access to services
- Vulnerable groups
- Voice

Population Change 2006-2016 by key age groups

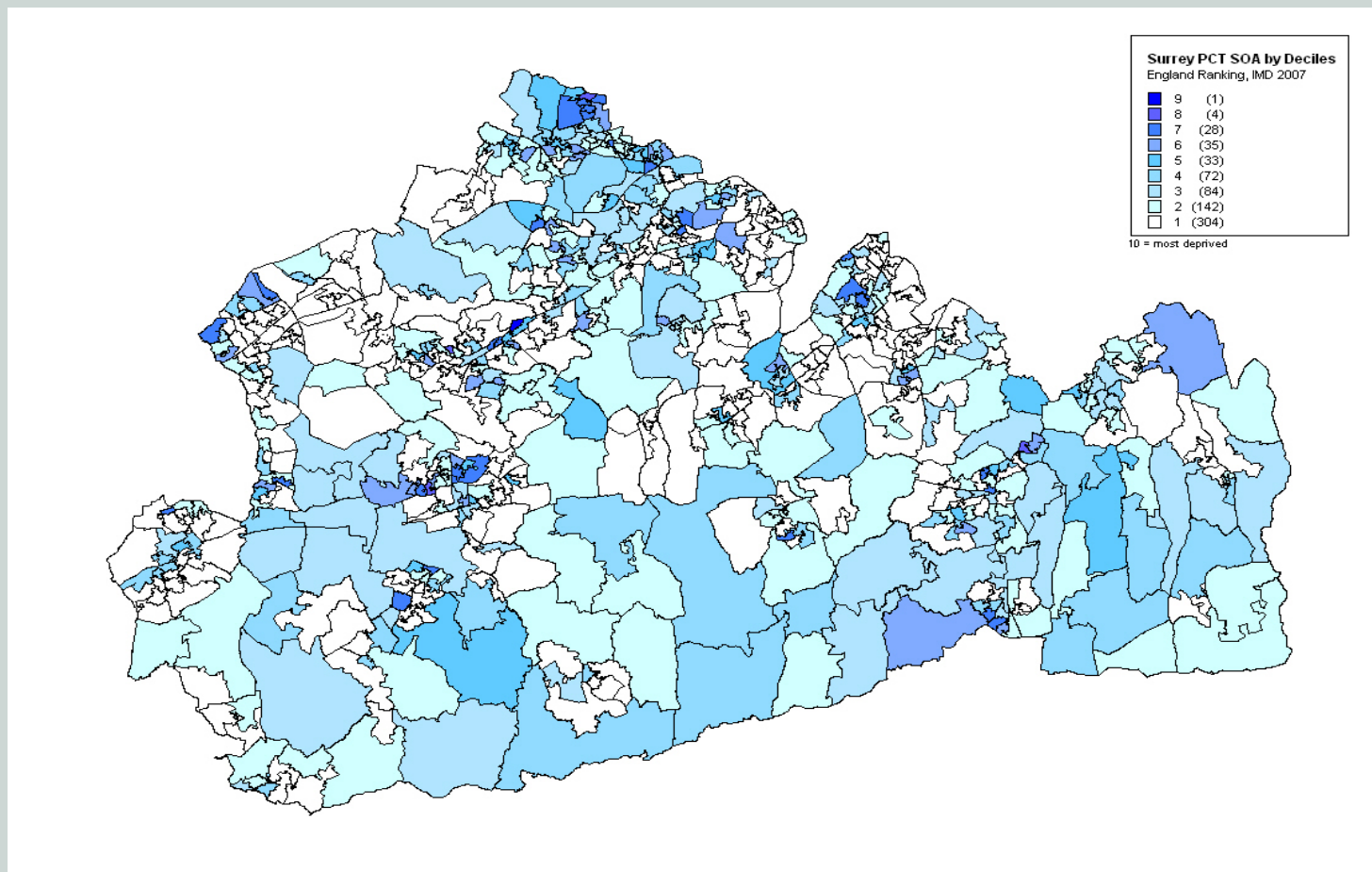
% Population Change 2006-2016



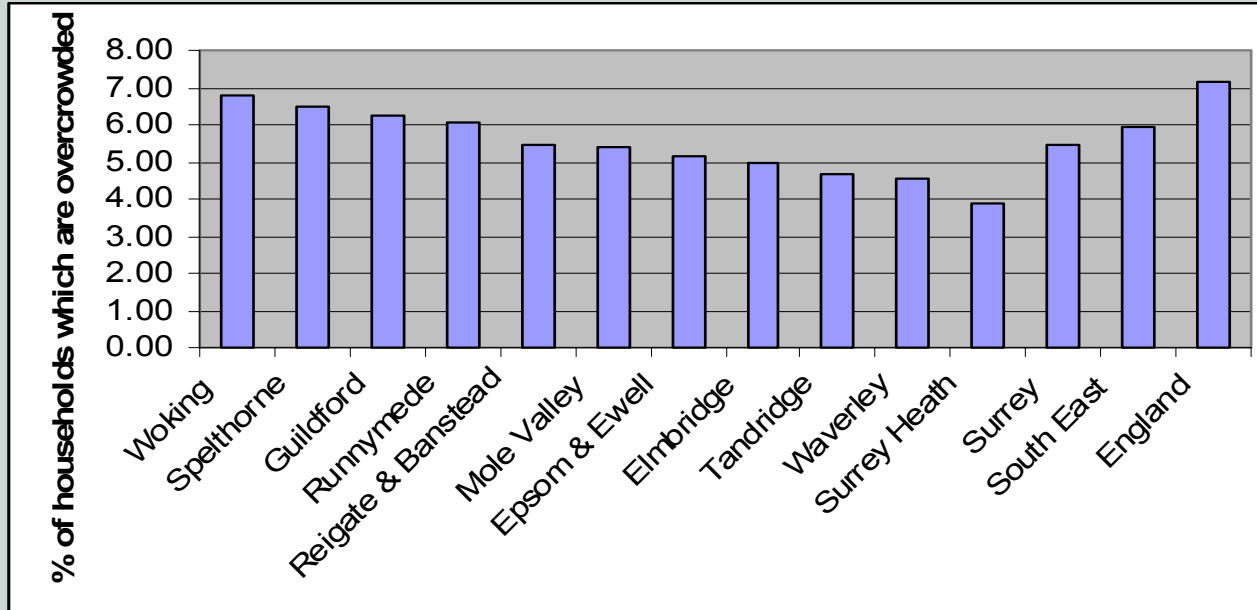
Projections of the Proportion of Total Population 80 years or Older 2006-2031



- Index of Multiple Deprivation by Super Output Area

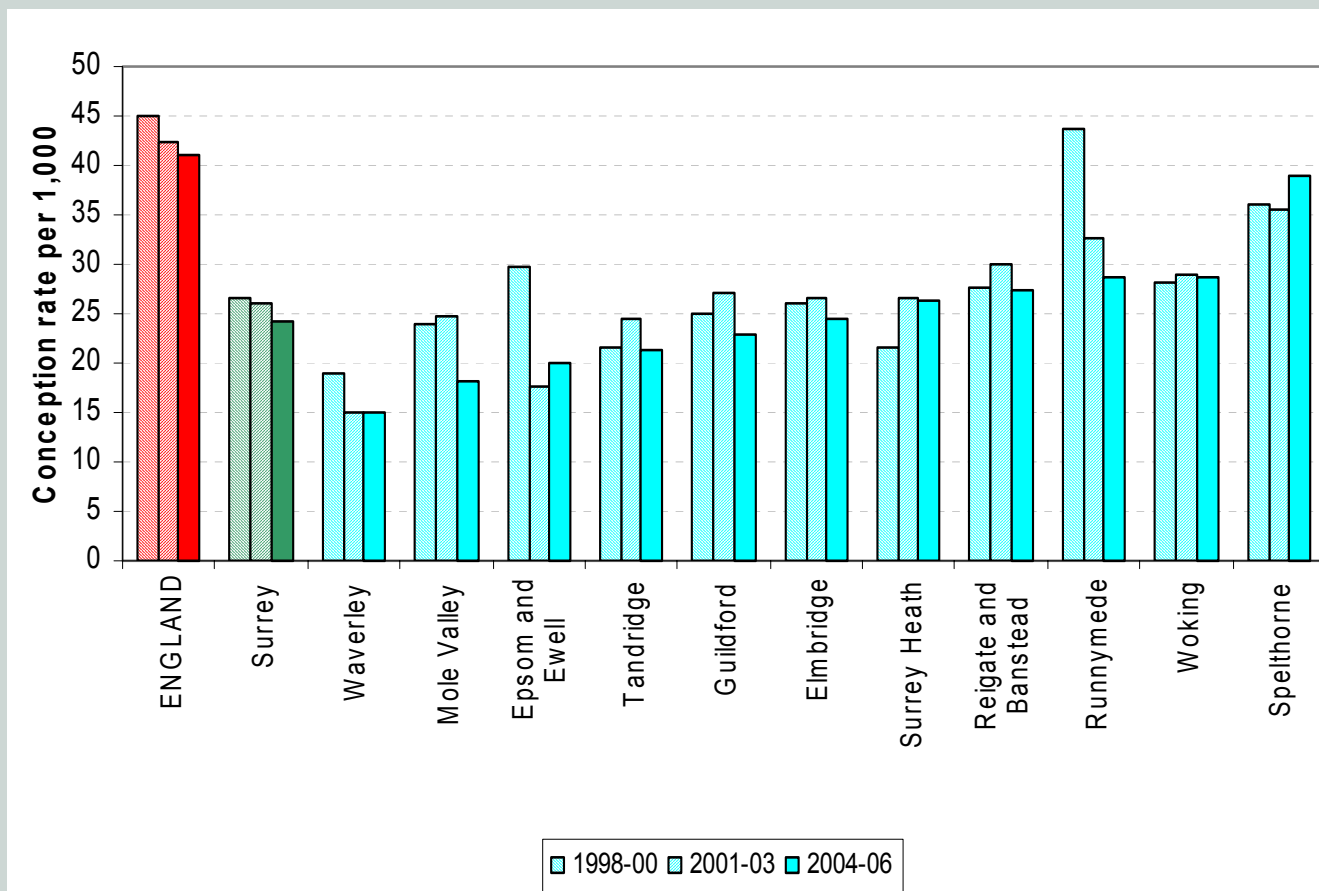


- Overcrowding



- Other areas looked at include: Homelessness, pensioners living alone, employment, car ownership, access to central heating.

- Conception rates per 1000 females aged 15-17 in Surrey 1998-2006

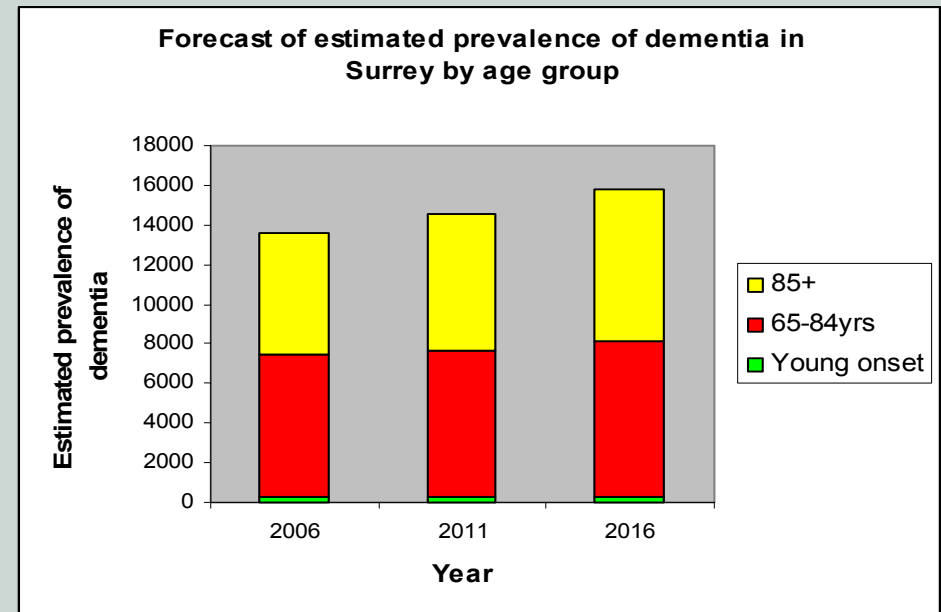


Also looked at:

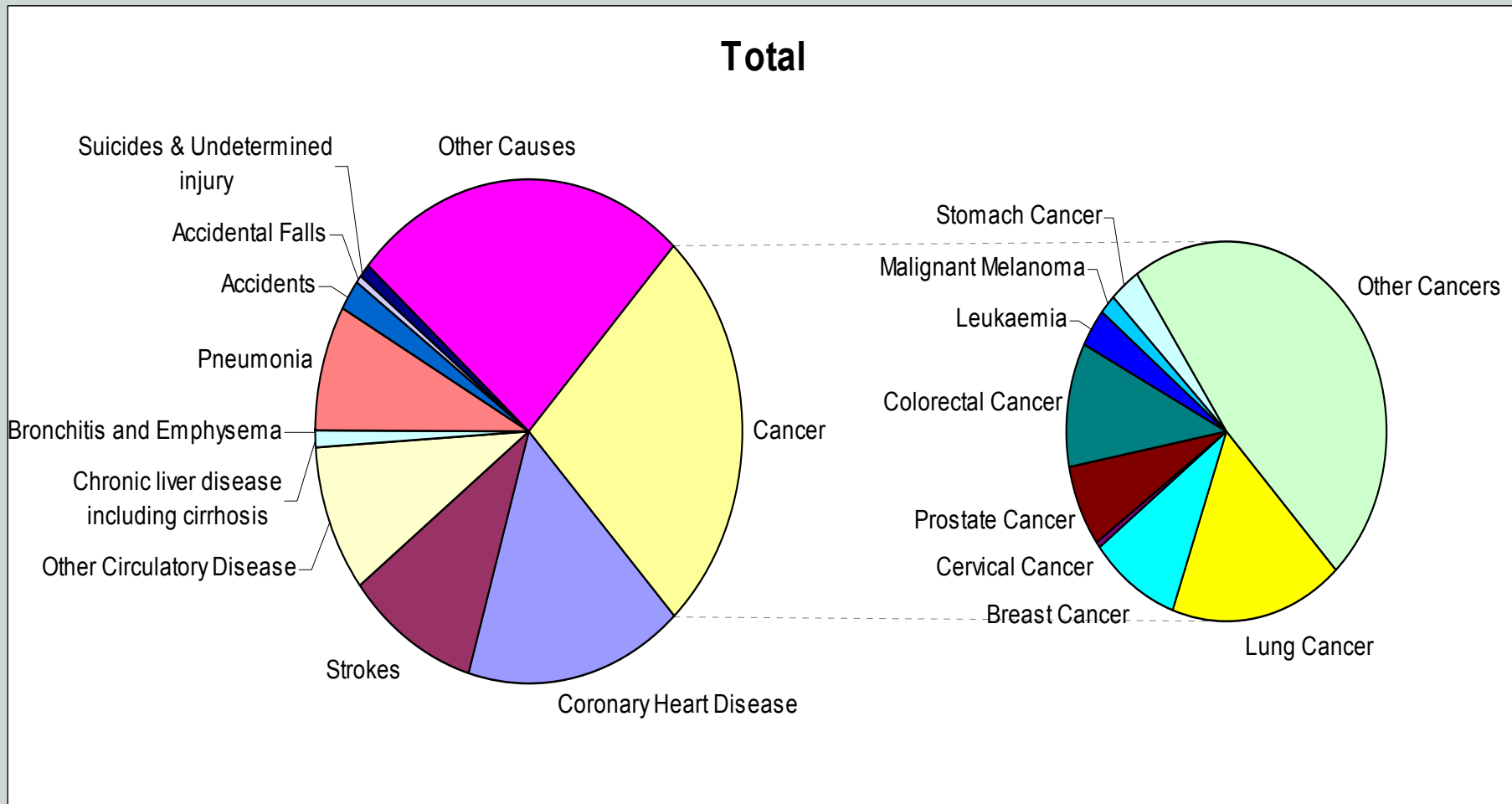
- Smoking
- Eating habits
- Alcohol
- Physical activity

- Cardiovascular disease
- Diabetes
- Obesity
- Cancer
- Mental health
- Dementia
- Sexual health
- Dental
- Falls
- TB
- Health care acquired infections
- Hip fractures
- Musculo skeletal
- Roads traffic accidents
- Respiratory illnesses

Example: Dementia - Forecast of estimated prevalence of dementia in Surrey by age group (2006-2016)

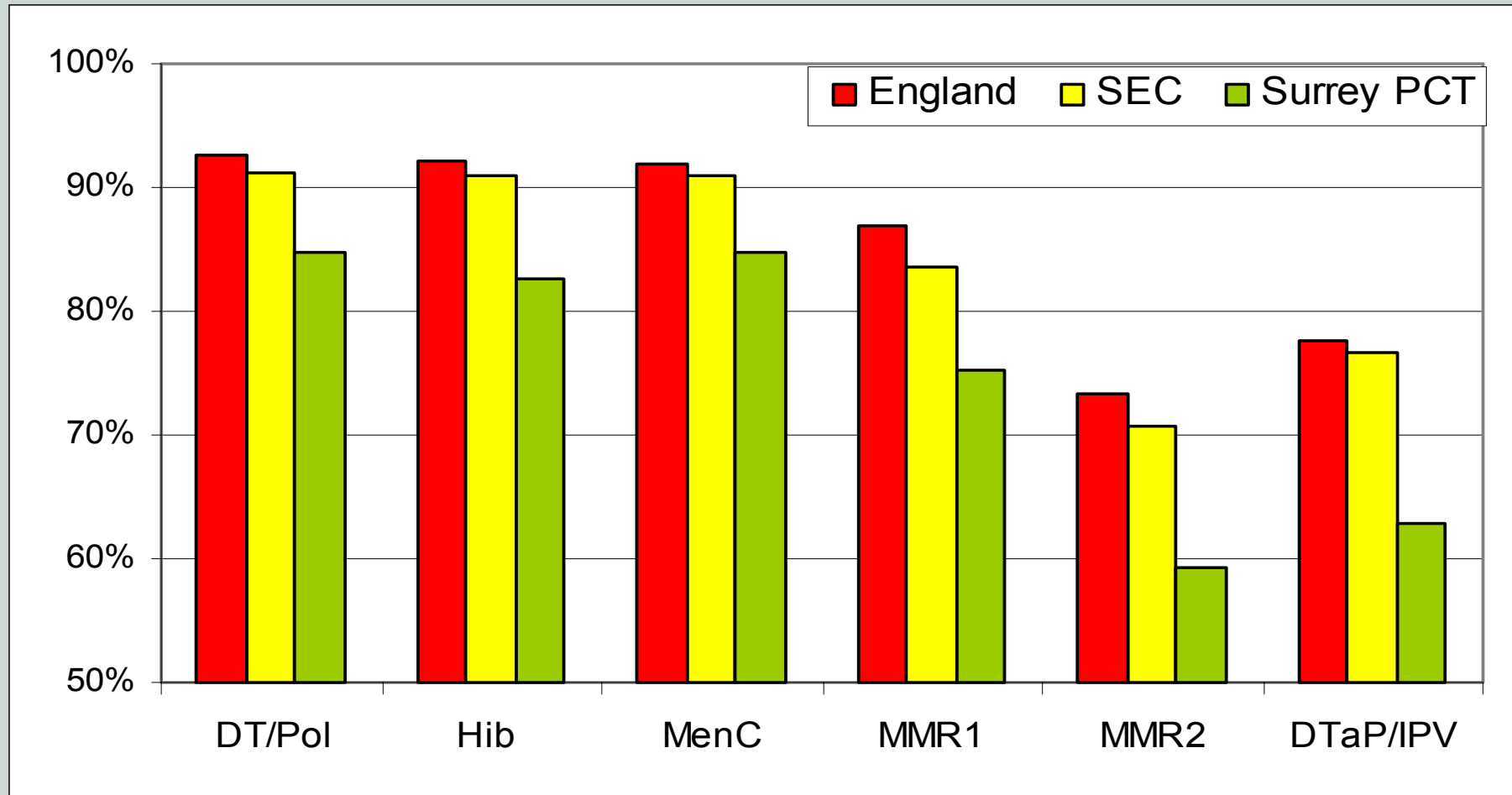


- Percentage distribution of the main causes of death (2006)



- **People with complex needs** – increasing numbers requiring services
- **Dementia** – increasing numbers requiring services
- **Carers** – estimated almost 100,000 people in Surrey providing care to family/friend/neighbour
- **Sexual health services** – access has improved, but need to increase no. of patients seen within 48 hrs and proportion of clients offered long acting reversible contraception
- **Place of death** – Surrey has lower rate of deaths at home compared to England
- **Immunisations**

Immunisation: Percentage of children immunised by their 5th birthday 2007-8



- **Children in Need**

- Most frequent reasons for child protection plans and for becoming looked after are abuse/neglect, family stress and dysfunction

- **Gypsy travellers**

- Estimated to be 2nd largest ethnic minority in Surrey, more at risk of ill health

- **Prisoners**

- Health issues relating to substance misuse, communicable diseases, mental health, smoking, sexual health problems

- **Sex workers**

- Use of substances, limited access to services, exploitation and violence

- **Drug Misusers**

- 2225 opiate/crack users living in Surrey have not been in treatment in last 2 years.

- **Priorities of Surrey residents identified through**
 - **Community Strategy consultation**
 - **Community Survey**
 - **50+ Strategy consultation**
 - **PCT consultation**

- **Service feedback**
 - **Home Care survey**
 - **Equipment & minor adaptations**

- **Engagement**
- Seek feedback to:
 - Identify gaps in priorities
 - Identify specific local needs
 - Feed back on accessibility of local services
- Engage with partners, service users, carers, voluntary organisations, providers
- Community Strategy consultation: Nov 08 - Feb 09
- Engage through: website, delivering presentations, SSP conference, workshop events
- **Publish JSNA – March 09**
- **Producing future JSNAs**